

# Integrated Urban WASH Planning: Bridging Informal Settlements and Formal Infrastructure

Gaurav Gupta, Gudipudi Hrushikesh, Mahesh Kurulekar,  
Kashish Gupta, Khurramov Ruslan, Piyush K. Ingole,  
Anorgul Ashirova

**Abstract:** *This study presents an operational conceptual model for integrated urban Water, Sanitation and Hygiene (WASH) planning that links informal-settlement context to portfolio decisions under resource, affordability, and governance constraints. Current practice often relies on fragmented decision logics and incomplete data, leaving limited basis for comparing sewer-first masterplans, water-only expansion, and data-driven ranking under identical conditions. The proposed framework specifies core constructs and mechanisms, then translates them into evaluable propositions using a programmatic cohort grounded in public aggregate WASH statistics and utility key performance indicators (KPIs). Validation is specified through grouped holdouts and external holdouts, baseline comparisons, and uncertainty reporting using BCa bootstrap with 2000 resamples and 10 seeds, with multiple testing controlled using FDR at alpha 0.05; rubric labels are planned from two annotators on a 15% sample with adjudication. Primary decision outcomes are operationalized as equity adjusted coverage (percent), affordability stress index (dimensionless), and cost per new household USD (USD), with acceptance criteria including equity adjusted coverage meets  $\geq 70$  with 95% CI and affordability stress index meets*

---

Mr. Gaurav Gupta, (gaurav.gupta@bharativedyapeeth.edu), Assistant Professor, Bharati Vidyapeeth (Deemed to be University) Institute of Management and Research, New Delhi, India.  
Gudipudi Hrushikesh, (gudipudi@gncdehradun.com), Guru Nanak College of Pharmaceutical Sciences, Dehradun, Uttarakhand, India.  
Mahesh Kurulekar, (mahesh.kurulekar@vit.edu), Department of Civil Engineering, Vishwakarma Institute of Technology, Pune, Maharashtra-411037, India.  
Kashish Gupta, (kashish.gupta@niu.edu.in), Department of Biotechnology and Microbiology, Noida International University, Greater Noida, Uttar Pradesh, India.  
Khurramov Ruslan, (ruslanxurramov852@gmail.com), Department of Information Technology and Exact Sciences, Termez University of Economics and Service, Termez, Uzbekistan.  
Piyush K. Ingole, (piyush.ingole@gmail.com), Department of Computer Technology, Yeshwantrao Chavan College of Engineering, Nagpur, India.  
Anorgul Ashirova, (ashirova\_anorgul@mamunedu.uz Orcid: 0000-0002-3399-7527), Department of General Professional Sciences, Mamun University, Khiva, Uzbekistan.

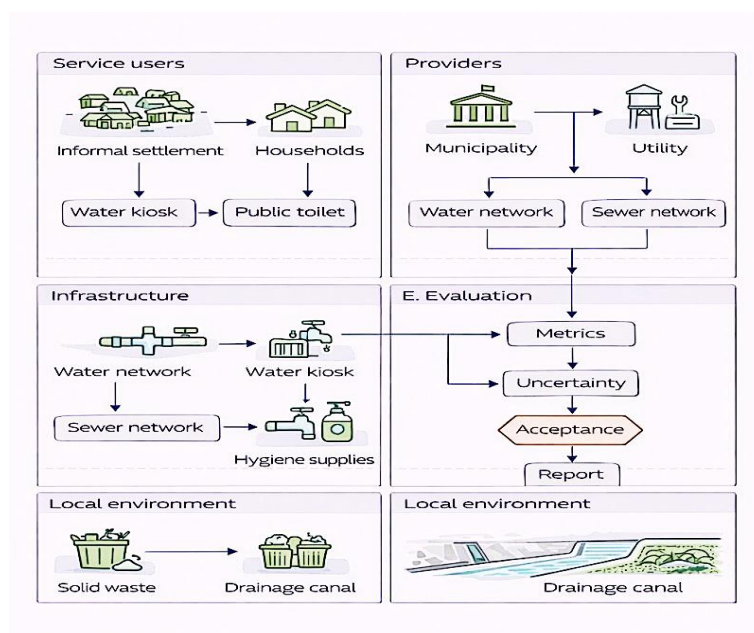
---

*≤1.0 with 95% CI, while empirical performance results are not reported here. The framework provides a practical basis for utilities, municipalities, and settlement leaders to select and audit WASH upgrading pathways when household-level targeting and site-specific engineering detail are out of scope.*

**Keywords:** Integrated Urban WASH Planning, Informal Settlement Upgrading, Participatory Governance, Decision-Support Framework, Programmatic Cohort Validation, Equity-Adjusted Coverage, Affordability Stress Index

## Introduction

Inclusive urban planning increasingly confronts intertwined demands for social justice, climate resilience, and sustainable growth, yet water and sanitation deficits remain persistent constraints in many cities (Cheshmehzangi, 2025; Kiptum et al., 2023). Governance responses in informal settlements often overlook migrant and community perspectives, which can weaken adaptation planning under climate hazards (Tietjen et al., 2023). Fig. (1) grounds the analysis in a plausible planning setting where informal neighbourhoods and formal infrastructure interact under resource limits.



**Figure 1.** Urban WASH planning domain scene

Equity and water-justice concerns motivate an explicit focus on who gains service improvements, at what cost, and under which institutional arrangements (Mukherjee & Sundberg, 2023). Research design transparency is preserved by framing the contribution as a conceptual model and theory synthesis: core constructs are specified, relationships are expressed as mechanisms rather than diagrams, and evaluable propositions are formulated for subsequent validation using public aggregate WASH statistics in grouped holdouts. Some implementation details of that validation are not reported here.

## **Background and Related Foundations**

Inclusive governance in technology-driven cities is often constrained by centralized planning and weak regulatory capacity, which limits community-level action even when digital infrastructure is available for service delivery in informal settlements (Al-Saidi & Zaidan, 2024; Sha et al., 2024). Prior reviews on inclusion underscore that disadvantaged groups, including persons with disabilities, remain marginal in smart-city agendas, and technical fixes rarely address structural exclusion (Makkonen & Inkinen, 2024). Conceptual framings such as City 4.0 broaden evaluation beyond efficiency by linking societal, environmental, and economic objectives (Yiğitcanlar et al., 2023).

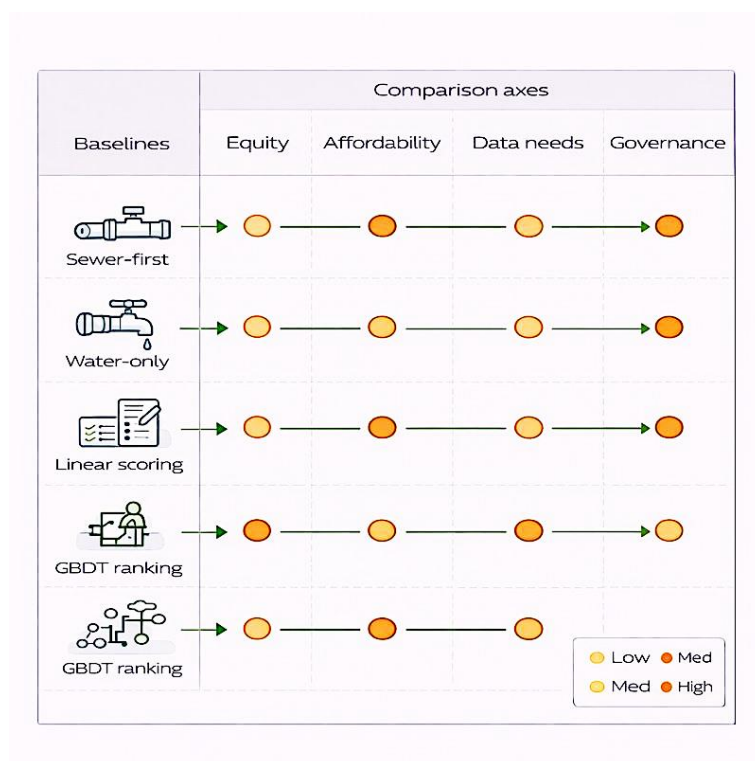
Planning scholarship also emphasizes that outcomes depend on interactions among actors rather than on formal institutional design alone, a pattern visible in analyses of city networks for climate- and energy-responsive planning (Santopietro & Scorza, 2024). Practice-oriented frameworks such as the 15-minute city illustrate how spatial accessibility goals can be translated into policy guidance, albeit with context specificity (Shoina et al., 2024). Evidence on sanitation entrepreneurship remains fragmented; a Scopus-based bibliometric review mapped 375 papers and highlighted uneven thematic attention (Kumar et al., 2023).

### *WASH Baselines: Sewer-First Masterplans and Linear Scoring Models*

Credible evaluation in inclusive urban WASH planning depends on baselines that encode common decision logics. Table (1) summarizes four alternatives: Linear Scoring Rank, Gradient Boosted Rank, Sewer-First Masterplan, and Water-Only Expansion, together with their decision logic, key assumption, and a failure-mode cue. For baselines, the linear and boosted rankings assume transferable

weights or sufficient training data, whereas sewer-first planning assumes centralized feasibility and can bind on affordability; water-only expansion leaves sanitation lag and persistent risk (Shulajkovska et al., 2024).

Comparison on explicit axes reduces the risk of attributing performance differences to modeling style alone. Fig. (2) contrasts sewer-first and scoring baselines across feasibility, data dependence, and sensitivity to context shift. The benchmark protocol follows prior decision-support comparisons in Shulajkovska et al. (2024) but is adapted to portfolio selection under policy limits and aggregate statistics. A practical implication is evaluability: failures predicted by context shift bias or affordability constraints can be checked using grouped holdouts and scenario stress tests (Shulajkovska et al., 2024).



**Figure 2.** Baseline approaches and comparison axes

Table 1. Baselines and key assumptions

<i>Baseline Approach</i>	<i>Decision Logic</i>	<i>Key Assumption</i>	<i>Failure Mode Cue</i>
<b>Linear Scoring Rank</b>	Weighted sum ranking	Stable weights transfer	Context shift bias
<b>Gradient Boosted Rank</b>	Nonlinear ranking model	Sufficient training data	Overfit under shift
<b>Sewer-First Masterplan</b>	Network expansion first	Centralized sewer feasible	Affordability constraint binds
<b>Water-Only Expansion</b>	Water supply prioritized	Sanitation can lag	Health risk persists

Evidence Corpus for Public WASH Statistics and Utility KPIs

The evidence corpus integrates public WASH statistics, indicator ladders, utility key performance indicators (KPIs), and rubric-based labels to parameterize the Inclusive Urban WASH Upgrading Pathways Cohort under public, aggregate constraints. Evidence corpus integrity is protected by explicit inclusion and exclusion rules and a documented provenance chain. Fig. (3) documents the screening logic and provenance links for all public sources, reducing cherry-picking risk. Community-sourced collection remains defensible when tools structure contributions and preserve traceability (Jiménez-Caldera et al., 2024).

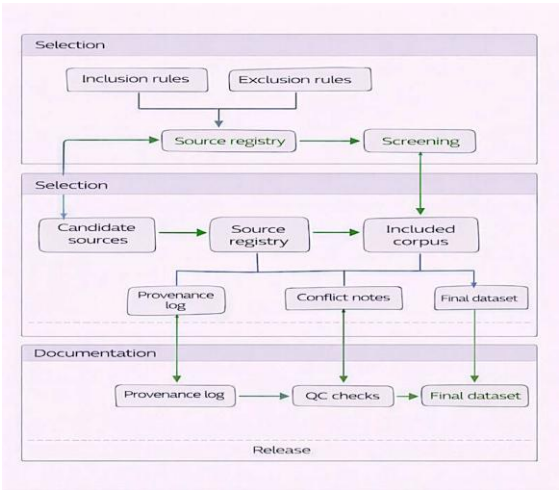


Figure 3. Evidence selection and provenance flow

Table (2) lists each source type with paired integrity and leakage controls, together with lineage artifacts (manifest\_sha256.txt, config.yaml, split\_hashes.json, seed\_log.csv) that permit auditability. Range checks constrain public statistics and ladder codings, while grouped holdouts, pre-committed windows, and entity ID splits limit cross-context contamination. For rubric labels, two annotators coded a 15% sample with adjudication to manage disagreement. Multilevel covariates are retained to separate individual and regional drivers in downstream analysis (Kim & Kim, 2024).

**Table 2.** Evidence sources and lineage controls

<i>Source Type</i>	<i>Example Use</i>	<i>Integrity Control</i>	<i>Leakage Control</i>	<i>Lineage Artifact</i>
<b>Public WASH stats</b>	Cohort parameters	Range checks	Grouped holdouts	manifest_sh a256.txt
<b>Indicator ladders</b>	Service level coding	Range checks	Pre-committed windows	config.yaml
<b>Utility KPIs</b>	Operator constraints	QC blockers	Entity ID splits	split_hashe s.json
<b>Rubric labels</b>	15% coded sample	Two annotators	Adjudication	seed_log.cs v

## Conceptual Framework

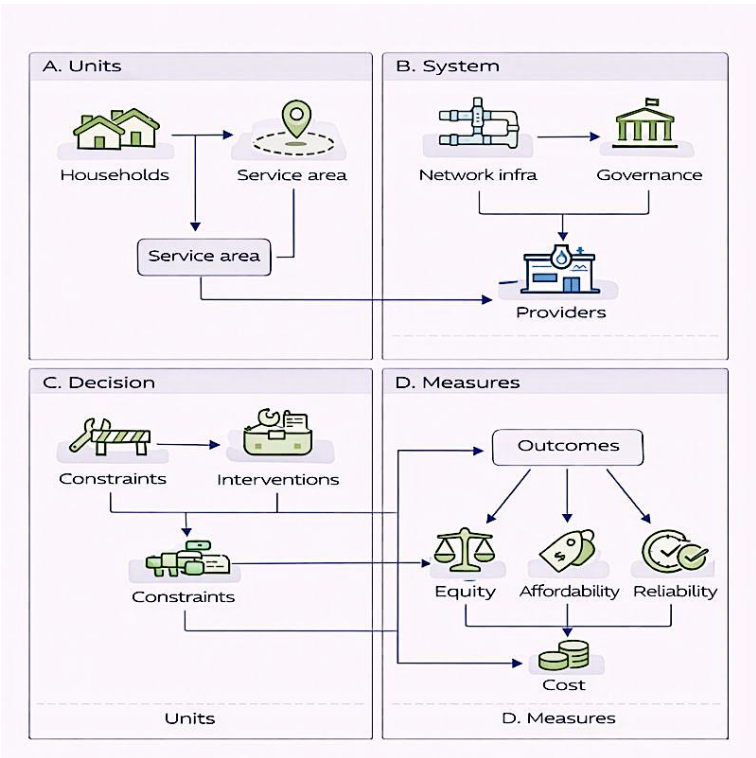
The proposed framework treats participatory water, sanitation, and hygiene (WASH) planning as decision-support infrastructure that organizes information, deliberation, and accountability across actors and jurisdictions. This stance aligns with participatory action research platforms that couple analytic tools with real-time citizen input to support municipal choices (Meza et al., 2024). For informal settlements, the emphasis shifts from single projects to portfolios that can be compared under explicit constraints. Decision support is therefore positioned as a governance asset, not only a technical aid.

Urban experiments offer a complementary logic: interventions are trialed, monitored, and revised while participation is negotiated in practice rather than assumed (Treija et al., 2023). The analysis emphasizes mechanisms that commonly condition collaboration, including communication quality, balance of interests,

and the degree of resident influence on decisions. In the WASH setting, these mechanisms motivate iterative selection of upgrading pathways, followed by cohort-based checks using equity adjusted coverage, affordability stress index, and cost per new household USD. Applicability remains bounded by institutional capacity and the availability of public aggregate statistics.

*Key Constructs and Definitions for Equity-Adjusted Coverage Decisions*

Core constructs were defined to support consistent coding in constrained informal-settlement WASH decisions, drawing on characterization frameworks (Bakhaty et al., 2023). Fig. (4) standardizes the units of analysis and the coding vocabulary used across cities. Equation (1) defines Equity-Adjusted Coverage (EAC) as 100 times the equity-weighted mean of coverage  $c_i$  under weights  $w_i$ . Enabling-environment and social-network constructs were operationalized to remain comparable across governance settings (Love et al., 2022). This explicit metric definition strengthens conceptual precision and limits ambiguous interpretation.



**Figure 4.** Core constructs, units, and definitions

Equation (2) maps vulnerability  $v_i$  to equity weights  $w_i$  via an exponential function governed by  $\lambda$ , making the weighting rule inspectable. Table (3) defines each construct alongside an operational indicator, including affordability stress index, cost per new household USD, and a Leave-Group-Out check for cross-city transfer. Housing and social sustainability concepts motivate attention to affordability and community effects, but remain bounded to measurable proxies in the cohort (Ziaesaeidi & Farsangi, 2024). Together, the definitions reduce slippage between narrative claims and decision rules during portfolio appraisal.

$$EAC = 100 \frac{\sum_{i=1}^N w_i c_i}{\sum_{i=1}^N w_i} \quad (1)$$

$$w_i = \exp(\lambda v_i) \quad (2)$$

**Table 3.** Construct definitions and indicators

<i><b>Construct</b></i>	<i><b>Definition</b></i>	<i><b>Operational Indicator</b></i>
<b>Equity-Adjusted Coverage</b>	Coverage weighted by equity	Equity adjusted coverage (%)
<b>Affordability Stress</b>	Affordability under constraints	Affordability stress index
<b>Cost Per New Household</b>	Unit cost per household	Cost per new household USD
<b>Cross-City Transfer</b>	Generalization across cities	Leave Group Out check

*Boundary Conditions Across Informal Settlements, Affordability Caps, Governance*

Boundary conditions are made explicit to prevent over-generalizing from documented service deficits in informal settlements. Table (4) enumerates where the framework applies and where it can fail, including reliance on public aggregate data that supports only aggregate statistics and therefore cannot enable household-level targeting (Adamu et al., 2025; Hossain & Sultana, 2023). Validity of grouped holdouts also depends on stable entity identifiers; if identifiers are reused across splits, leakage risk increases and apparent cross-city transfer can be overstated.



Affordability constraints are operationalized through the Affordability Stress Index (ASI), which compares the summed expected payments to the summed affordability caps across the analysed units; Equation (3) defines this ratio. The affordability-caps assumption holds when tariffs and fee structures constrain costs, but it fails when caps are politically or administratively non-binding, rendering recommended portfolios budget-infeasible. Comparable caution applies to operator capacity limits and scenario-based climate or growth stress, which can shift outcomes beyond single-settlement evidence (Adamu et al., 2025).

$$ASI = \frac{\sum_{i=1}^N p_i}{\sum_{i=1}^N A_i} \tag{3}$$

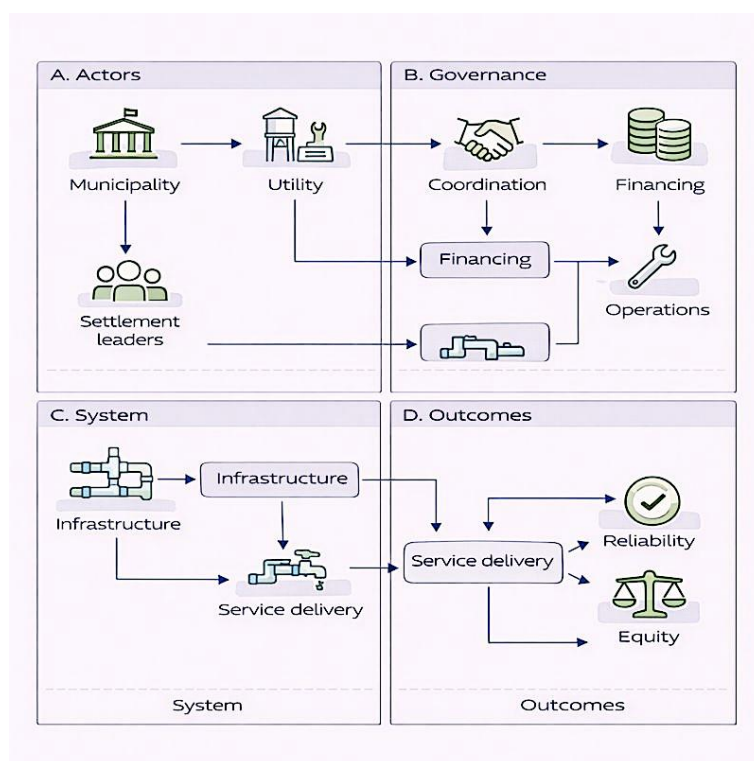
**Table 4.** Boundary conditions and applicability limits

<i>Boundary</i>	<i>Applies When</i>	<i>Fails When</i>	<i>Impact Cue</i>
<b>Public aggregate data</b>	Only aggregate stats	Individual linkage needed	No household targeting
<b>Grouped holdouts</b>	Entity IDs stable	IDs reused across splits	Leakage risk
<b>Affordability caps</b>	Tariffs constrain costs	Cap assumptions invalid	Budget infeasible
<b>Operator capacity limits</b>	Response time bounded	Capacity unmodeled	Reliability over-claimed
<b>Climate and growth stress</b>	Scenarios pre-set	Unmodeled hazard shift	Robustness unknown

*Causal Mechanisms Linking Governance and Service Reliability Outcomes*

Governance differences are treated as upstream determinants of how WASH portfolios are selected, implemented, and maintained across heterogeneous urban areas, consistent with spatially differentiated renewal typologies in (Zuo et al., 2024). Fig. (5) formalizes the causal logic and mechanisms by linking governance unit type to levers such as participation and coordination, and by stating the core assumptions required for identification of these pathways. The intent is not prediction, but a transparent map from institutional choices to service reliability outcomes.

Table (5) maps five mechanism pathways to intervention levers and expected outcome shifts, anchoring the causal logic and mechanisms in observable service metrics. Participatory co-planning and cross-agency coordination are posited to reduce blind spots and raise reliability through improved equity coverage, while affordability constraints and operator capacity bounds target cost overrun and maintainability via affordability index and response-time limits. Stress-tested robustness highlights when choices should transfer under holdout transfer, extending insights from (Zuo et al., 2024).



**Figure 5.** Mechanism linking governance to outcomes

**Table 5.** Mechanisms and expected effects

<i><b>Mechanism</b></i>	<i><b>Intervention Lever</b></i>	<i><b>Expected Outcome Change</b></i>	<i><b>Primary Metric Link</b></i>
<b>Participatory co-planning</b>	Citizen data tools	Fewer blind spots	Equity coverage
<b>Cross-agency coordination</b>	Integrated portfolio	Higher reliability	Equity coverage
<b>Affordability constraints</b>	Cost caps encoding	Less cost overrun	Affordability index
<b>Operator capacity bounds</b>	Response-time limits	Better maintainability	Equity coverage
<b>Stress-tested robustness</b>	Resource and climate tests	More stable choices	Holdout transfer

**Propositions and Implications**

The proposed framework advances integrated urban WASH decision support by linking contextual constraints to portfolio choices, rather than defaulting to a sewer-first masterplan or water-only expansion without sanitation integration. It further posits that data-driven ranking models should outperform linear scoring for project prioritization when heterogeneity across settlements is material. The causal logic is that aligning water and sanitation investments removes binding service constraints, which otherwise dilute equity-adjusted coverage gains. Affordability stress can shift the preferred sequence.

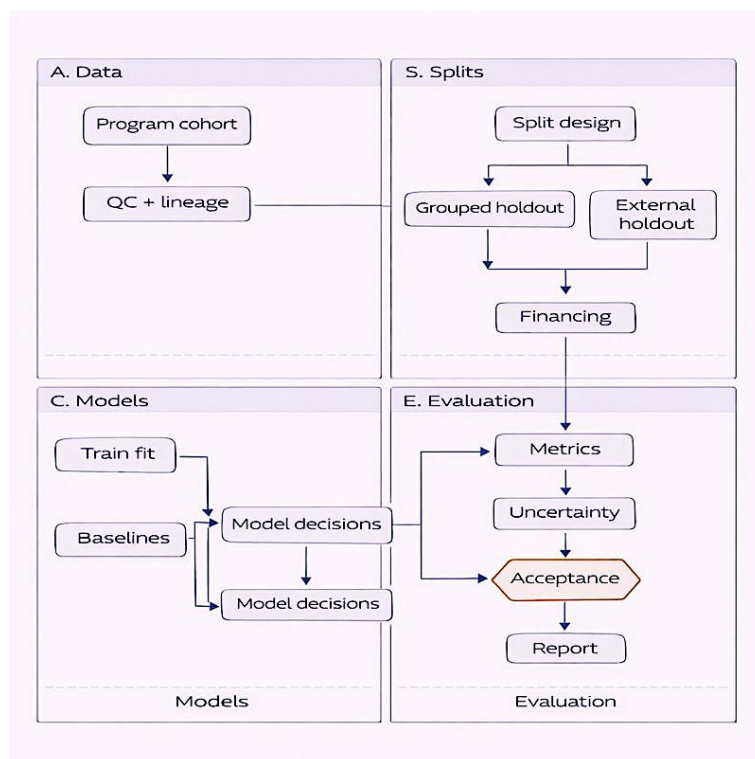
These propositions are evaluable using `equity_adjusted_coverage`, `affordability_stress_index`, and `cost_per_new_household_USD`, complemented by `cross_city_transfer_check`, `scenario_drift`, and `slice_analysis` in grouped holdouts. Stress tests under resource and climate constraints are expected to reveal where recommendations fail. No individual-level health claims are implied. Alternative explanations, such as governance capacity dominating technical portfolio effects, remain plausible and should be distinguished empirically; detailed construct definitions and evidence selection rules are not reported here. Transfer to new geographies may vary, and cost acceptance criteria are unspecified.

*Testable Propositions H1-H2 Using Grouped Holdouts and External Holdouts*

Testable propositions H1-H2 are assessed using grouped holdouts and external holdouts so that claims remain falsifiable across heterogeneous urban contexts. Fig. (6) lays out the evaluation blueprint linking each proposition to observable service outcomes and explicit acceptance criteria. Evaluability is strengthened by requiring consistent indicators for coverage, affordability, and cost, rather than narrative plausibility alone. Evaluation is halted if the leakage audit fails. Grouped and external partitions separate geography and governance regimes, limiting overfitting to a single city.

Table (6) specifies leave-group-out splits, primary metrics (coverage, affordability, cost), and baselines that pair ranking with planning, with success defined as beating the baselines in holdouts. Uncertainty is quantified with BCa bootstrap and reported as 95% CI at alpha 0.05, supporting decision rules that can be directly audited. Equation (4) defines the grouped-holdout gain as the median difference between the model and baseline across groups for each metric.

$$\Delta_m = \text{median}_{g \in G}(m_{\text{model},g} - m_{\text{baseline},g}) \quad (4)$$



**Figure 6.** Holdouts, metrics, and acceptance criteria

**Table 6.** Validation protocol summary

<i><b>Element</b></i>	<i><b>Specification</b></i>	<i><b>Acceptance</b></i>
<b>Splits</b>	Grouped holdouts	Leave-group-out
<b>Primary Metrics</b>	Coverage, affordability, cost	Meets AC1-AC3
<b>Baselines</b>	Ranking plus planning	Beat in holdouts
<b>Uncertainty</b>	BCa bootstrap	95% CI, alpha 0.05
<b>Leakage Controls</b>	Train-only fit	Leakage audit pass

*Alternative Explanations: Water-Only Expansion Versus Integrated Sanitation*

Integrated WASH planning can be framed as an infrastructure-led design problem rather than a sequence of sectoral upgrades, which motivates comparing water-only network expansion with sanitation-integrated portfolios. Drawing on the orientation that treats infrastructure as a primary design element within neighborhood planning, integrated sanitation is expected to reduce rework and improve service continuity when streets, drainage, and utilities are co-planned (Choi, 2024). The contrast clarifies which design choice is presumed to drive equity and affordability gains.

Plausible alternative explanations remain. Coverage improvements may arise from water-only expansion if supply reliability is the binding constraint, while sanitation integration may appear beneficial mainly because it proxies for stronger municipal coordination and capital access. These alternative explanations imply different observable patterns: water-only projects should raise `equity_adjusted_coverage` without consistent changes in `affordability_stress_index`, whereas integrated portfolios should shift both and lower `cost_per_new_household_USD` through shared works. Empirical discrimination is not reported here, but the logic follows infrastructure-as-design arguments (Choi, 2024).

*Robustness Stress Tests Under Resource and Climate Constraints*

Feasibility under binding implementation constraints is treated as a first-order design requirement for the proposed urban WASH decision support, not an afterthought. Lessons from deployment-oriented frameworks in underserved communities emphasize that infrastructure readiness, financing pathways, privacy and governance constraints, and sustained community engagement often dominate

technical merit (Nwokediegwu & Ugwuanyi, 2024). To support robustness of reasoning, the argument is stress-tested against resource scarcity (capital, staff time, data) and climate shocks, noting that empirical stress-test outcomes are not reported here.

Stress-test assumptions focus on contexts where service coverage gains compete with affordability and operational fragility. Guided by Nwokediegwu & Ugwuanyi (2024), edge cases include low-connectivity settlements, intermittent power for monitoring, and policy shifts that limit data sharing or tariff reforms. Relaxing assumptions about stable budgets, institutional capacity, or climate stationarity can change which intervention portfolios remain feasible, even when equity\_adjusted\_coverage improves. These sensitivities motivate grouped holdouts and scenario\_drift checks, but the results are not reported here.

## **Limitations and Future Work**

Limitations arise from the evidence base and the level of abstraction of the proposed framework. Context-specific living-lab insights can clarify mechanisms of social learning, yet they rarely yield transportable effect sizes, which constrains inference beyond the studied setting (Blezer et al., 2024). Likewise, planning case comparisons often depend on local political economy and ecological histories, so direct transfer of decision rules across cities remains uncertain (Simons et al., 2023; Zingraff-Hamed et al., 2022). Public aggregate statistics may also mask intra-settlement heterogeneity.

Future work should improve evaluability by operationalizing constructs, documenting coding guidance, and testing propositions against grouped holdouts in the programmatic cohort. Deployment risks warrant governance: embedded sensing and automation for sanitation may fail through maintenance gaps or inequitable access, even when technically feasible (Gude et al., 2024). Urban AI ethics principles can guide misuse checks, privacy safeguards, and accountability in municipal settings (Hendawy & Ghaz, 2024). Transfer checks should sample additional planning domains, including local housing strategies, to clarify boundary conditions (Álves et al., 2023).

## **Conclusion**

The present study develops an operational conceptual model for inclusive urban WASH planning that links settlement context to intervention portfolio choices and measurable service outcomes. Relative to sewer-first masterplans, water-only

expansion, and purely model-based project ranking, the framework integrates sanitation and water decisions with equity-adjusted coverage, affordability stress, and cost per new household. The emphasis is on comparability across cities and governance settings, rather than site-specific engineering design. Evaluability is maintained through a programmatic cohort grounded in public aggregate WASH statistics, with grouped holdouts by geography and context, leakage audits, and preprocessing fit on training data only. Uncertainty is planned via BCa bootstrap confidence intervals with 2000 resamples and 10 seeds, and multiple testing is controlled using FDR at alpha 0.05. The approach may still miss local idiosyncrasies, depends on accurate construct coding, and excludes individual-level outcomes and clinical trials.

## **References**

- Adamu, B., Toumba, O., Nguh, B. S., & Hassanu, N. (2025). Informal housing and socioenvironmental conditions in sub-saharan africa urban slums: A case study of bonaberi, cameroon. *Landscape Architecture and Regional Planning*, 10(2), 36–57. <https://doi.org/10.11648/j.larp.20251002.12>
- Al-Saidi, M., & Zaidan, E. (2024). Smart cities and communities in the GCC region: From top-down city development to more local approaches. *Frontiers in Built Environment*, 10. <https://doi.org/10.3389/fbuil.2024.1341694>
- Álves, R., Lousada, S., Cabezas, J., & Gómez, J. M. N. (2023). Local housing strategy: Analysis of importance and implementation in machico municipality, madeira. *Land*, 12(9), 1778–1778. <https://doi.org/10.3390/land12091778>
- Bakhaty, A., Salama, A. M., & Dimitrijević, B. (2023). A validated framework for characterising informal settlements: Two cases from greater cairo, egypt. *Buildings*, 13(5), 1263–1263. <https://doi.org/10.3390/buildings13051263>
- Blezer, S., Abujidi, N., & Sap, H. A. (2024). Urban living labs as innovation infrastructure for local urban intervention acceleration and student social learning: The impacts on community wellbeing in heerlen. *Frontiers in Public Health*, 11, 1242151–1242151. <https://doi.org/10.3389/fpubh.2023.1242151>

Cheshmehzangi, A. (2025). Urban planning for the contemporary age: Navigating complexities and shaping urban futures. *Encyclopedia*, 5(1), 19–19. <https://doi.org/10.3390/encyclopedia5010019>

Choi, H. S. (2024). Reinventing sustainable neighborhood planning: A case study of le rheu, france. *Buildings*, 14(2), 536–536. <https://doi.org/10.3390/buildings14020536>

Gude, D. K., Bandari, H., Challa, A. K. R., Tasneem, S., Tasneem, Z., Bhattacharjee, S. B., Lalit, M., Flores, M. Á. L., & Goyal, N. (2024). Transforming urban sanitation: Enhancing sustainability through machine learning-driven waste processing. *Sustainability*, 16(17), 7626–7626. <https://doi.org/10.3390/su16177626>

Hendawy, M., & Ghaz, L. (2024). A starting framework for urban AI applications. *Ain Shams Engineering Journal*, 15(11), 102987–102987. <https://doi.org/10.1016/j.asej.2024.102987>

Hossain, M. S., & Sultana, J. (2023). Assessment of physical standards of housing for healthy living in urban informal settlement: A case of rupsha slum in khulna. *Journal of Engineering Science*, 13(2), 51–67. <https://doi.org/10.3329/jes.v13i2.63726>

Jiménez-Caldera, J., Durango-Severiche, G. Y., Pérez-Arévalo, R., Serrano-Montes, J. L., Rodrigo-Comino, J., & Caballero-Calvo, A. (2024). Methodological proposal for the inclusion of citizen participation in the management and planning of urban public spaces. *Cities*, 150, 105008–105008. <https://doi.org/10.1016/j.cities.2024.105008>

Kim, Y.-K., & Kim, D. (2024). Role of social infrastructure in social isolation within urban communities. *Land*, 13(8), 1260–1260. <https://doi.org/10.3390/land13081260>

Kiptum, C. K., Bouraima, M. B., Badi, I., Zonon, B. I. P., Ndiema, K. M., & Qiu, Y. (2023). Assessment of the challenges to urban sustainable development using an interval-valued fermatean fuzzy approach. *Systemic Analytics*, 1(1), 11–26. <https://doi.org/10.31181/sa1120233>



Kumar, S. A., Chariar, V. M., Kumar, R. K., Shukla, S., & Kumar, K. S. K. (2023). The evolving sanitation entrepreneurial ecosystem. *International Journal of Electronic Government Research*, 19(1), 1–30. <https://doi.org/10.4018/ijegr.327366>

Love, M., Beal, C., Pene, S., Rarokolutu, Rt. T., Whippy, A., Taivoce, S., Shrestha, S., & Souter, R. (2022). Social networks and other forgotten components of the WaSH enabling environment in fiji. *Water Policy*, 25(1), 38–58. <https://doi.org/10.2166/wp.2022.202>

Makkonen, T., & Inkinen, T. (2024). Inclusive smart cities? Technology-driven urban development and disabilities. *Cities*, 154, 105334–105334. <https://doi.org/10.1016/j.cities.2024.105334>

Meza, J., Jiménez-Pacheco, P., Vaca-Cárdenas, L., & Muñoz, E. G. M. (2024). Cognitive urban planning enhancing decision-making in local governments. *Digital Government Research and Practice*, 5(3), 1–30. <https://doi.org/10.1145/3696008>

Mukherjee, S., & Sundberg, T. (2023). A transdisciplinary and collaborative urban water security framework: Developed through an interdisciplinary study in kolkata, india. *World Water Policy*, 9(3), 519–549. <https://doi.org/10.1002/wwp2.12125>

Nwokediegwu, Z. Q. S., & Ugwuanyi, E. D. (2024). IMPLEMENTING AI-DRIVEN WASTE MANAGEMENT SYSTEMS IN UNDERSERVED COMMUNITIES IN THE USA. *Engineering Science & Technology Journal*, 5(3), 794–802. <https://doi.org/10.51594/estj.v5i3.903>

Santopietro, L., & Scorza, F. (2024). Voluntary planning and city networks: A systematic bibliometric review addressing current issues for sustainable and climate-responsive planning. *Sustainability*, 16(19), 8655–8655. <https://doi.org/10.3390/su16198655>

Sha, K., Taeihagh, A., & Jong, M. de. (2024). Governing disruptive technologies for inclusive development in cities: A systematic literature review. *Technological Forecasting and Social Change*, 203, 123382–123382. <https://doi.org/10.1016/j.techfore.2024.123382>

Shoina, M., Voukkali, I., Anagnostopoulos, A., Papamichael, I., Stylianou, M., & Zorpas, A. A. (2024). The 15-minute city concept: The case study within a neighbourhood of thessaloniki. *Waste Management & Research The Journal for a Sustainable Circular Economy*, 42(8), 694–710. <https://doi.org/10.1177/0734242x241259926>

Shulajkovska, M., Smerkol, M., Noveski, G., & Gams, M. (2024). Enhancing urban sustainability: Developing an open-source AI framework for smart cities. *Smart Cities*, 7(5), 2670–2701. <https://doi.org/10.3390/smartcities7050104>

Simons, S., Kinjawadekar, A., & Kinjawadekar, T. A. (2023). Assessing the impacts of ecological framework of indian riverfront revitalization projects. *Environment Development and Sustainability*, 26(11), 27553–27583. <https://doi.org/10.1007/s10668-023-03771-3>

Tietjen, B., Jacobsen, K., & Hollander, J. B. (2023). Climate change and urban migration in sub-saharan african cities: Impacts and governance challenges. *Journal of Climate Resilience and Justice*, 1, 20–32. [https://doi.org/10.1162/crcj\\_a\\_00009](https://doi.org/10.1162/crcj_a_00009)

Treija, S., Stauskis, G., Koroļova, A., & Bratuškins, U. (2023). Community engagement in urban experiments: Joint effort for sustainable urban transformation. *Landscape Architecture and Art*, 22(22), 89–97. <https://doi.org/10.22616/j.landarchart.2023.22.09>

Yiğitcanlar, T., Xia, B., Cortese, T. T. P., & Sabatini-Marques, J. (2023). Understanding city 4.0: A triple bottom line approach. *Sustainability*, 16(1), 326–326. <https://doi.org/10.3390/su16010326>

Ziaesaeidi, P., & Farsangi, E. N. (2024). Fostering social sustainability: Inclusive communities through prefabricated housing. *Buildings*, 14(6), 1750–1750. <https://doi.org/10.3390/buildings14061750>

Zingraff-Hamed, A., Serra-Llobet, A., & Kondolf, G. M. (2022). The social, economic, and ecological drivers of planning and management of urban river parks. *Frontiers in Sustainable Cities*, 4. <https://doi.org/10.3389/frsc.2022.907044>